


Association of Translators & Interpreters of Alberta


Audited Statements as at August 31, 2019

In our opinion, the Financial Statements attached hereto present fairly, in all material respects, the financial position of the Association as at August 31, 2019 and the results of its operations, change in cash flows and net assets for the year ended in accordance with generally accepted accounting principles.

Approved on behalf of the General Membership and the Board:



Russell Gillis




Gilles Mossière

December 13, 2019

NOTICE TO READER

We have prepared the Balance Sheet and the Statement of Net Income and Expenses of Association of Translators & Interpreters of Alberta as at August 31st of 2019 for the year ended from the information provided by the Treasurer. We have not audited, reviewed or otherwise attempted to verify the accuracy or completeness of such information. Readers are cautioned that these statements may not be appropriate for their purposes.

Calgary, Alberta October 17, 2019

A handwritten signature in black ink, appearing to read 'Milvia Cavagna', written over a horizontal dashed line.

Milvia Cavagna
Bookkeeper and Senior Tax Preparer

Association of Translators & Interpreters of Alberta Comparative Balance Sheet

	As at 08/31/2019	As at 08/31/2018
ASSET		
Current Assets		
RBC Chequing Account	57,505.29	49,423.26
Total Bank Balance	<u>57,505.29</u>	<u>49,423.26</u>
PayPal Account	3,025.60	3,025.60
STRIPE ACCOUNT	930.66	0.00
Total PayPal Balance	<u>3,956.26</u>	<u>3,025.60</u>
RBC Guaranteed Invest. Certificate	0.00	42,147.72
Savings Acct.-Stamp Sec.Bond xx1829	7,589.37	6,507.18
Savings 02349-1011220	60,133.86	17,188.03
RBC GIC 00930181339-0002	25,000.00	25,000.00
Total Other Assets	<u>92,723.23</u>	<u>90,842.93</u>
Total Current Assets	<u>154,184.78</u>	<u>143,291.79</u>
Capital Assets		
Office Furniture & Equipment	302.40	302.40
Accum. Amort. -Furn. & Equip.	-147.78	-108.78
Net - Furniture & Equipment	<u>154.62</u>	<u>193.62</u>
Total Capital Assets	<u>154.62</u>	<u>193.62</u>
TOTAL ASSET	<u>154,339.40</u>	<u>143,485.41</u>
LIABILITY		
Current Liabilities		
Accounts Payable	3,417.59	0.00
Accrued Liabilities	0.00	1,000.00
Stamp Bond Deposit	3,600.00	3,000.00
Total Current Liabilities	<u>7,017.59</u>	<u>4,000.00</u>
TOTAL LIABILITY	<u>7,017.59</u>	<u>4,000.00</u>
EQUITY		
Retained Earnings		
Retained Earnings - Previous Year	139,485.41	125,785.94
Current Earnings	7,836.40	13,699.47
Total Retained Earnings	<u>147,321.81</u>	<u>139,485.41</u>
TOTAL EQUITY	<u>147,321.81</u>	<u>139,485.41</u>
LIABILITIES AND EQUITY	<u>154,339.40</u>	<u>143,485.41</u>

Association of Translators & Interpreters of Alberta Comparative Income Statement

	Actual 09/01/2018 to 08/31/2019	Actual 09/01/2017 to 08/31/2018
REVENUE		
Revenue		
Webinars	6,073.00	3,240.00
Introduction to Translation	0.00	620.00
Tutoring Registration Fees	180.00	720.00
Workshop Registration Fees	<u>0.00</u>	<u>175.00</u>
Total ATIA Academy	180.00	895.00
Associate Exam Fees	20,615.43	16,762.49
Certification Exam	<u>8,365.50</u>	<u>4,390.00</u>
Total Exam Fees	28,980.93	21,152.49
Appeal Fees	160.00	80.00
Certification on Dossier Translator	0.00	350.00
Associate Membership	19,600.00	22,670.00
Certified Membership	<u>27,459.68</u>	<u>31,530.00</u>
Total membership Fees	47,059.68	54,550.00
Interpreter Application Fees	<u>560.00</u>	<u>1,925.00</u>
Net Revenue	<u>83,013.61</u>	<u>82,462.49</u>
Other Revenue		
Interest Revenue	1,230.93	615.80
Stamp fees	455.00	1,510.00
Stamps Security Bond	<u>0.00</u>	<u>450.00</u>
Total Other Revenue	<u>1,685.93</u>	<u>2,575.80</u>
TOTAL REVENUE	<u>84,699.54</u>	<u>85,038.29</u>

EXPENSES**Program Costs**

Council Expense	55.45	0.00
Total Programs Cost	<u>55.45</u>	<u>0.00</u>

Expenses

ATIA Academy	1,965.78	3,176.40
Tutorial Expenses	<u>1,432.50</u>	<u>0.00</u>
Total ATIA Academy	3,398.28	3,176.40
CTTIC Levy	3,153.75	3,150.00
Stamp Expenses	276.25	503.19
Certification Exam Expenses	8,510.34	4,437.53
Associate Exam Expenses	3,844.77	2,275.57
Associate Exam Marking	4,326.25	4,470.93
CTTIC Exam Appeal	374.00	0.00
CTTIC Exam Expenses	498.75	0.00
CTTIC Travel	<u>794.02</u>	<u>880.00</u>
Total Exam Expenses	18,348.13	12,064.03
Interpreter Badges Expenses	575.94	0.00
Membership expenses	56.66	0.00
Webinar Expenses	569.66	750.75
Total Expenses	<u>26,378.67</u>	<u>19,644.37</u>

General & Administrative Expenses

Accounting & Legal	2,150.00	2,100.00
Webpage Expenses	4,439.29	4,408.03
Advertising & Promotions	305.75	2,432.54
AGM Expenses	1,278.09	3,597.14
Courier & Postage	181.91	514.06
PO Box Rental	0.00	236.25
Amortization Expense	39.00	48.38
Insurance	402.00	667.00
Interest & Bank Charges	2.50	8.00
STRIPE Fees	1,923.55	1,801.38
Office Supplies	40.62	305.98
Office Administration	20,575.16	18,240.00
Development Coordination	17,526.16	15,352.50
Miscellaneous Expenses	157.50	140.75
Gifts/Presents	156.26	0.00
Telephone	1,251.23	1,820.71
President (Representation Expenses)	0.00	21.73
Total General & Admin. Expenses	<u>50,429.02</u>	<u>51,694.45</u>

TOTAL EXPENSE	<u>76,863.14</u>	<u>71,338.82</u>
----------------------	------------------	------------------

NET INCOME	<u>7,836.40</u>	<u>13,699.47</u>
-------------------	-----------------	------------------